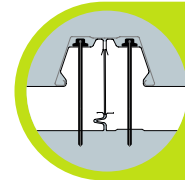


ROOF CONSTRUCTION PANEL

COVERPAP+



**COMPLIANT
WITH FIRE
PERFORMANCE
STANDARD
B ROOF T1**

Applications

The COVERPAP roof panel can be used to clad all types of constructions and industrial units.

The panel is supplied with an easy-to-install joint seal profile that ensures the tightness of the system and conceals fixtures.

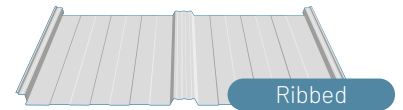
Certificates



Factory ISO 9001
and ISO 14001
certified

Panels are manufactured
in compliance with the
UNE-EN 14509 standard

Available finishes



Ribbed

Ribbed Profile Height: 43 mm

Illustrative image that does not show the entire constructive width.

Materials

BASE MATERIAL

PRELACQUERED GALVANISED STEEL SHEET

- S220/S250 steel from Z140 to Z275, 0.4 – 0.7 mm thick.
- EN 10346 for galvanised coating and EN 10169 for organic coatings.

COATINGS

STANDARD COATING

- White polyester lacquer, 25 µm.

FINISH OPTIONS

- Granite HDX Z275, 55 µm.
- HPS 200 µm.
- PVDF 33 and 55 µm.
- PVC 100 and 200 µm.
- PET 55 µm.

COLOURS

- Standard coating: Pyrenees White 1006.
- Other RAL colours on request.

INSULATING CORE

POLYISO

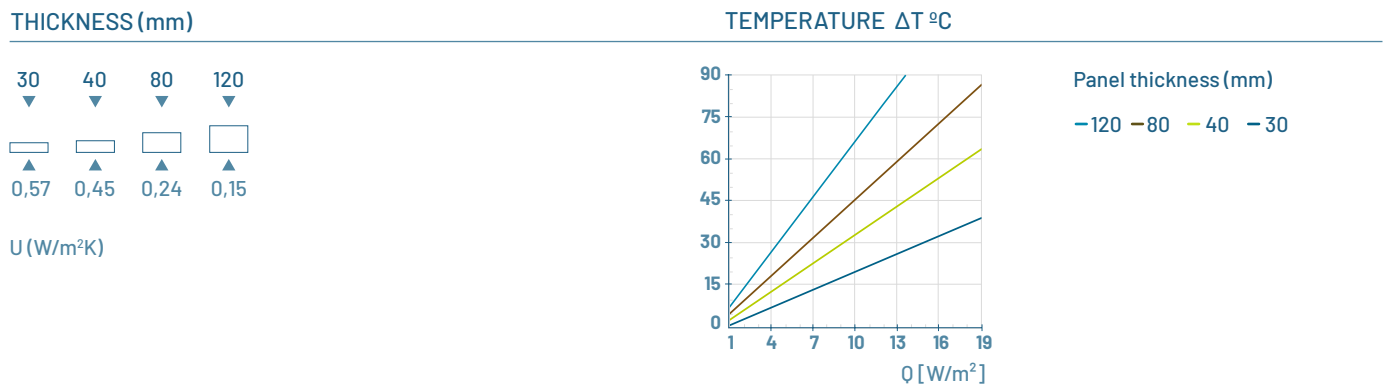
(POLYISOCYANURATE)

- Density: 40 Kg/m³ ± 2.

Available Thicknesses and Lengths



Thermal Transmittance



Permitted Loads

THICKNESS (mm) PRESSURE LOAD AT 2 SUPPORT POINTS

LOAD (Kg)	30	40	80	120
60	3,44	3,73	5,43	5,50
80	3,12	3,43	4,85	4,92
100	2,84	3,17	4,37	4,46
120	2,58	2,92	3,98	4,07
150	2,26	2,40	3,57	4,42
180	2,01	2,33	3,20	4,10
200	1,65	2,20	2,90	3,60
250	1,45	1,96	2,42	3,30

PRESSURE LOAD AT 3 SUPPORT POINTS

60	4,04	4,34	5,78	6,22
80	3,77	4,09	4,66	5,51
100	3,49	3,84	4,02	5,00
120	3,21	3,56	3,77	4,52
150	2,77	3,12	3,38	4,92
180	2,31	2,62	2,88	4,50
200	1,98	2,28	2,67	3,92
250	1,17	1,34	1,73	3,55

Load (daN/m²). Deflection span < L/200 (1 Kgf - 0,98 daN)), panel with 0,5/0,5 mm sheet. Values of evenly distributed loads. Acceptable spacing between supports in metres.