



REFRIGERATION PANEL

FRIGOPAP+

**UNIQUE TRIPLE
TONGUE AND
GROOVE JOINT
WITH MILLED
FINISH**

Applications

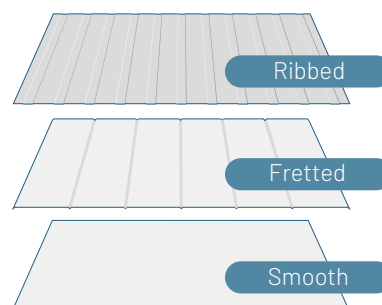
Industrial facilities, agrifood industry, logistics centres, cold storage warehouses, supermarkets, and all types of insulation for industrial unit construction systems.

Thermal efficiency

Thermal conductivity coefficient λ of Frigopap+ = 0.0205 W/mK
Initial value $\lambda = 0,019$ W/mK (Applus). Thermal transmittance determined according to Standard UNE-EN 14509, considering the effect of ageing of the insulating core.

New "QUANTEC" Polyiso formula available with thermal efficiency of 0.0169 W/mK, best lambda in the market.

Available finishes



Illustrative image that does not show the entire constructive width.

Certificates



*200 mm thick panel.



Factory ISO 9001 and ISO 14001 certified

Panels are manufactured in compliance with the UNE-EN 14509 standard

Guaranty of performance

- **Air Permeability:** 0,006 m³/h . m² a 50 Pa. Allows to create tightness (controlled atmosphere rooms / negative or positive pressure rooms...).
- **Water Permeability:** 1.200 Pa (class A).
- **Water Vapour Permeability:** Watertight.
- **More than 50 years Guarantee.** BLP certified in Durability Assessment.



Materials

BASE MATERIAL

PRELACQUERED GALVANISED STEEL SHEET

- S220/S250 steel from Z140 to Z275, 0.4 – 0.7 mm thick.
- EN 10346 for galvanised coating and EN 10169 for organic coatings.

COATINGS

STANDARD COATING

- White lacquered polyester, 25 μ m.

FINISH OPTIONS

- Granite HDX Z275, 55 μ m.
- HPS 200 μ m.
- PVDF 33 and 55 μ m.
- PVC 100 and 200 μ m.
- PET 55 μ m.

COLOURS

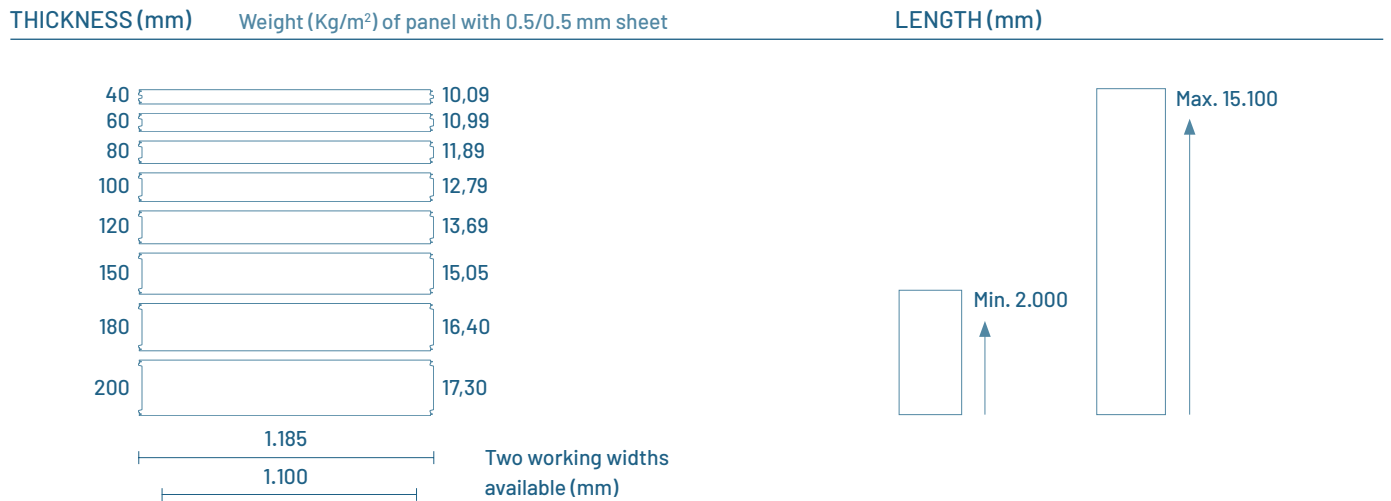
- Standard coating: Pyrenees White 1006.
- Other RAL colours on request.

INSULATING CORE

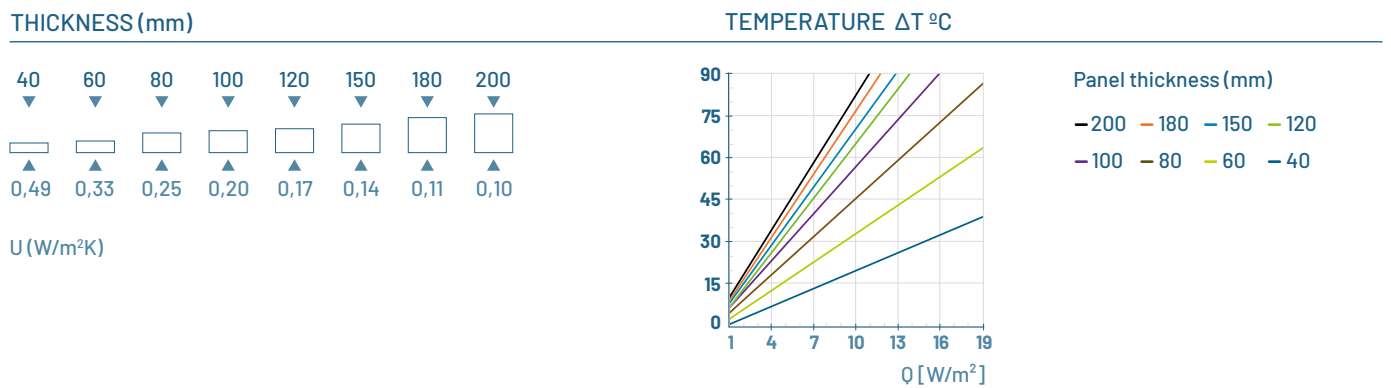
POLYISO (POLYISOCYANURATE)

- Density: 40 Kg/m³ \pm 2.

Available Thicknesses and Lengths



Thermal Transmittance



Permitted Loads

LOAD (Kg)	THICKNESS (mm)								PRESSURE LOAD ON 2 SUPPORT POINTS	
	40	60	80	100	120	150	180	200		
60	3,40	4,70	5,99	7,35	7,93	9,10	9,89	10,30		
80	2,98	4,10	5,18	6,28	6,78	7,82	8,79	9,03		
100	2,70	3,69	4,63	5,57	6,01	6,72	7,66	7,85		
120	2,48	3,38	4,22	5,04	5,44	5,93	6,84	7,46		
150	2,24	3,04	3,77	4,47	4,82	5,09	5,96	6,34		
180	2,07	2,79	3,44	4,05	4,37	4,49	5,33	5,55		
200	1,97	2,65	3,26	3,82	4,13	4,18	4,99	5,14		
	THICKNESS (mm)								PRESSURE LOAD ON 3 SUPPORT POINTS	
60	4,11	5,46	6,61	7,48	7,74	9,20	10,38	10,70		
80	3,51	4,62	5,55	6,28	6,88	7,74	9,09	9,43		
100	3,11	4,06	4,85	5,37	6,01	6,70	7,95	8,05		
120	2,82	3,65	4,34	5,04	5,35	5,93	7,12	7,76		
150	2,49	3,21	3,79	4,38	4,75	5,12	6,28	6,70		
180	2,26	2,88	3,39	4,00	4,31	4,54	5,60	5,85		
200	2,13	2,71	3,18	3,75	4,07	4,23	5,15	5,35		

Load (daN/m²). Deflection span < L/200 (1 Kgf - 0,98 daN)), panel with 0,5/0,5 mm sheet. Values of evenly distributed loads. Acceptable spacing between supports in metres.