

FAÇADE CONSTRUCTION PANEL

WALLPAP+



Applications

The "WALLPAP" façade panel is the ideal solution for wall cladding. It is assembled longitudinally using a tongue and groove joint system produced in the shaping machine of the continuous production line, whose design hides the screws once installed. They can also be used for all kind of constructions and industrial buildings, with smooth, ribbed and micro-profiled finishes available.

Available finishes

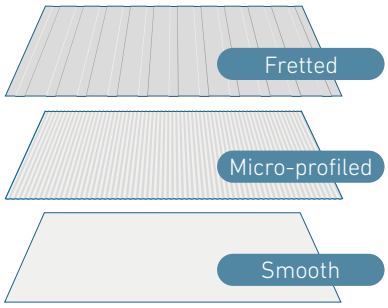

Illustrative image that does not show the entire constructive width.

Materials

BASE MATERIAL

PRELACQUERED GALVANISED STEEL SHEET

- S220/S250 steel from Z140 to Z275, 0.4 – 0.7 mm thick.
- EN 10346 for galvanised coating and EN 10169 for organic coatings.

COATINGS

STANDARD COATING

- White lacquered polyester, 25 µm.

FINISH OPTIONS

- Granite HDX Z275, 55 µm.
- HPS 200 µm.
- PVDF 25 o 35 µm (others on request).
- PVC 120, 150 o 200 µm.
- PET 50 µm.

COLOURS

- Standard coating: Pyrenees White 1006.
- Other RAL colours on request.

POLYISO (POLYISOCYANURATE) CORE

Density

40 ± 4 Kg/m^3

Certificates

REACTION TO FIRE B-s1, d0

FM APPROVED 4880 | 4881 | 4882

Panels are manufactured in compliance with the UNE-EN 14509 standard

Factory Certificates

Factory certified with ISO 9001, ISO 14001 & EcoVadis Silver

PAP

www.panelespap.com

Available Thicknesses and Lengths

THICKNESS (mm) Weight (Kg/m²) of panel with 0.5/0.5 mm sheet **LENGTH (mm)**

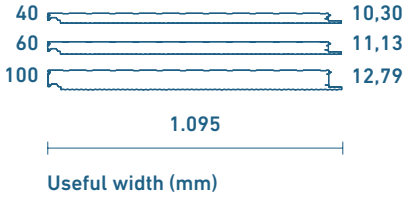

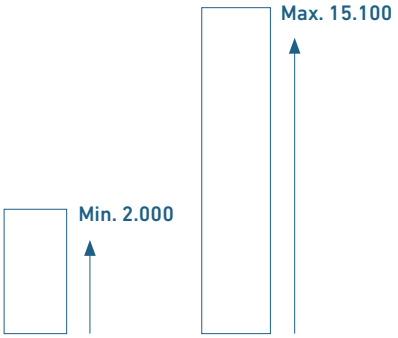

Thermal Transmittance

THICKNESS (mm) **TEMPERATURE ΔT °C**

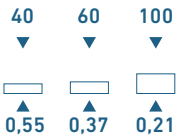

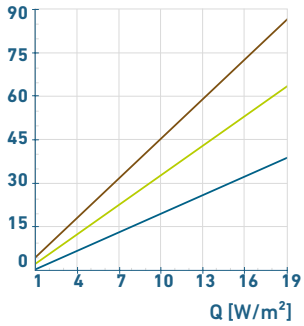

Permitted Loads

LOAD (kg)	THICKNESS (mm)		
	40	60	100
60	3,58	4,07	4,66
80	3,17	3,62	4,30
100	2,82	3,21	3,78
120	2,53	2,91	3,65
150	2,20	2,51	3,30

PRESSURE LOAD ON 2 SUPPORT POINTS



60	4,18	4,77	5,51
80	3,73	4,30	4,84
100	3,34	3,85	4,39
120	2,99	3,37	4,07
150	2,56	2,91	3,83

PRESSURE LOAD ON 3 SUPPORT POINTS

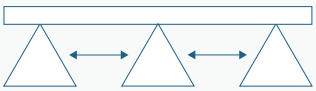

Load (daN/m²). Deflection span < L/200 (1 Kgf - 0,98 daN)), panel with 0,5/0,5 mm sheet.
Values of evenly distributed loads. Acceptable spacing between supports in metres.